


# The *Robotics Social Club* Program

## Student Booklet



*Teaching social skills and programming using LEGO® robotics*

Name: \_\_\_\_\_





## Welcome to the *Robotics Social Club*!

Each week at school, you will work on LEGO® robotics challenges in a team, with a focus on getting better at one of five teamwork skills. These are:


### Communicate effectively

To be able to use our words and body language to politely listen to others, and explain our ideas to others.



### Work collaboratively

To be able to work together as a team to achieve a goal.



### Make decisions

To be able to make decisions as a group, in a way that is fair for all group members.



### Negotiate and resolve conflict

To be able to listen, make compromises, and reach a solution when there is a disagreement.



### Develop leadership skills

To be able to teach other members of the school community, by planning and carrying out a project.



You will work through three phases of challenges as you develop your robotics and teamwork skills – Beginning, Developing, and Culminating. Information about each robotics challenge can be found in the Student section of the *Robotics Social Club* website.

This booklet contains some tools that will help you to complete the challenges, including Reflection Sheets to help you improve your teamwork skills, and the Robot Design Process to help you improve your robotics skills. Your teacher will tell you which pages of this booklet to complete each session.






Good luck, and have fun!

## Teamwork skill: Communicate effectively

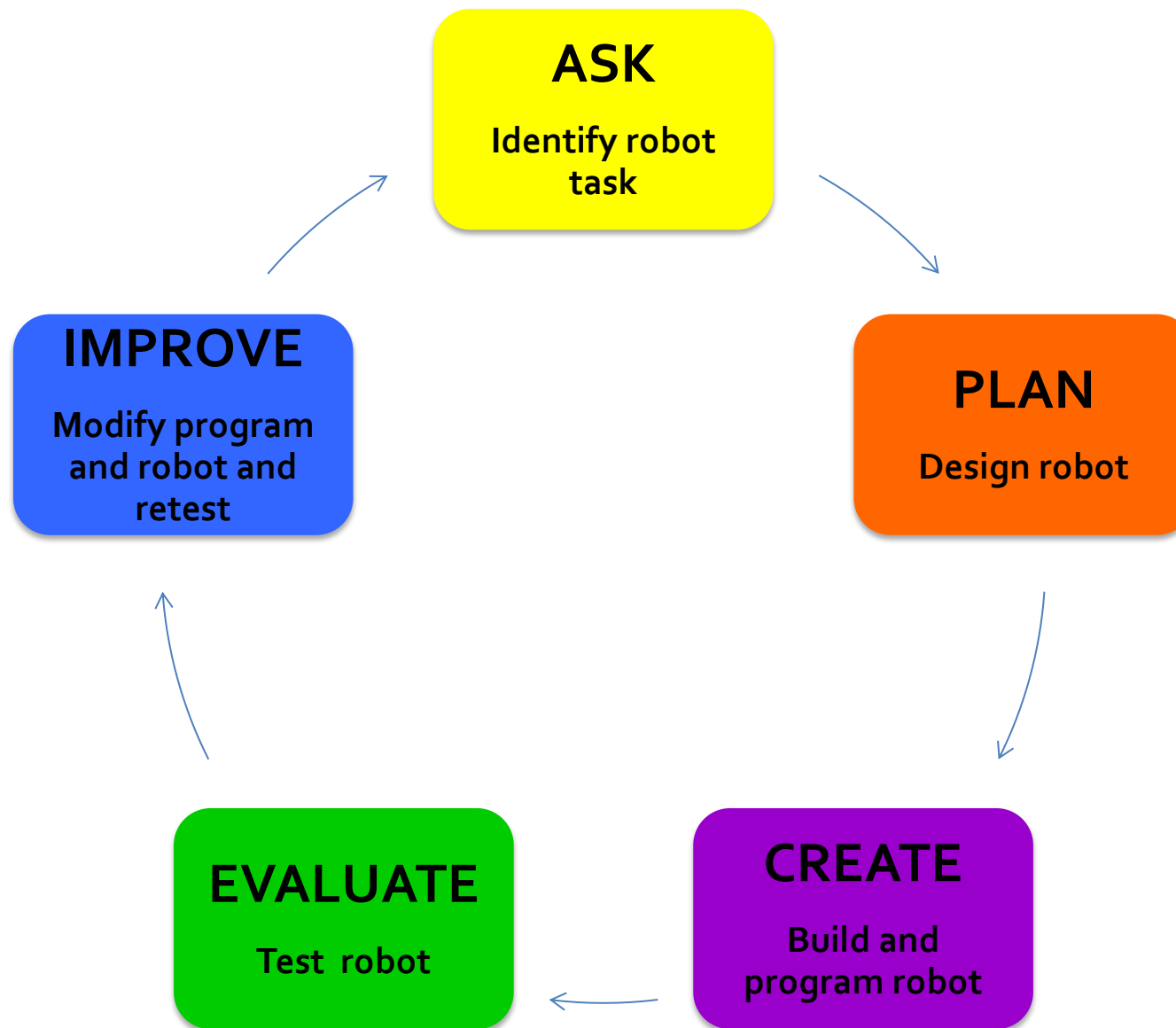


Date: \_\_\_\_\_ Challenge: \_\_\_\_\_

**Learning Intention:** to be able to use our words and body language to politely listen to others, and explain our ideas to others.

Success Criteria		 Needs improvement	 Fairly good	 Good	 Great	 Fantastic	Comment  <i>How did I demonstrate this? What do I need to keep working on?</i>
1	I listen quietly and patiently when my team mates are talking.						
2	I come up with ideas and explain them to my team mates.						
3	When I am talking or listening to someone, I turn my body towards them and look at their face.						
4	I give helpful and friendly feedback. E.g. "That's a good idea, I didn't think of that! Maybe we could also..."						
5	I listen and stay calm when people give me feedback.						

## Robot Design Process








## Teamwork skill: Communicate effectively

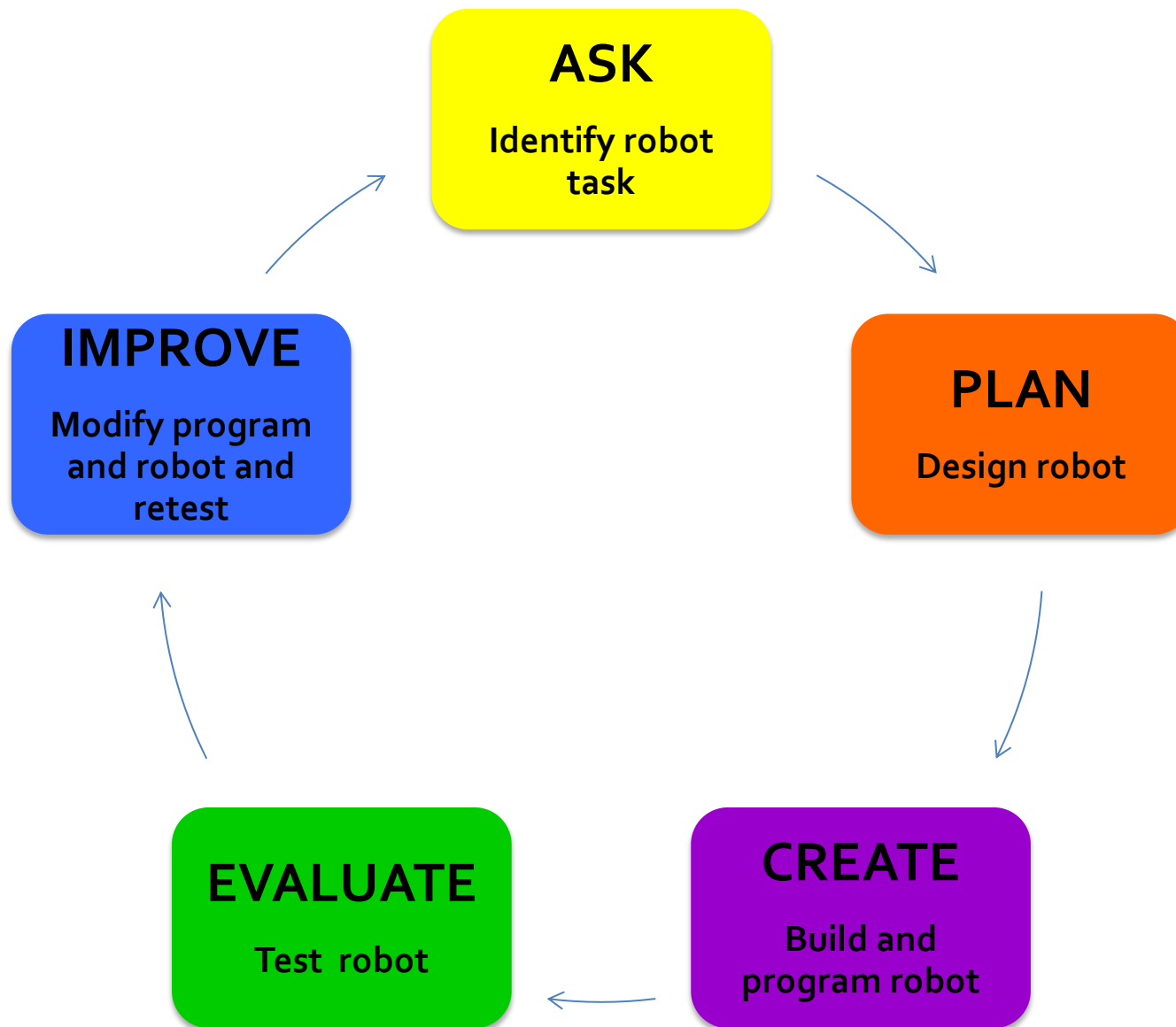


Date: \_\_\_\_\_ Challenge: \_\_\_\_\_

**Learning Intention:** to be able to use our words and body language to politely listen to others, and explain our ideas to others.

Success Criteria		 Needs improvement	 Fairly good	 Good	 Great	 Fantastic	Comment  <i>How did I demonstrate this? What do I need to keep working on?</i>
1	I listen quietly and patiently when my team mates are talking.						
2	I come up with ideas and explain them to my team mates.						
3	When I am talking or listening to someone, I turn my body towards them and look at their face.						
4	I give helpful and friendly feedback. E.g. "That's a good idea, I didn't think of that! Maybe we could also..."						
5	I listen and stay calm when people give me feedback.						

## Robot Design Process








## Teamwork skill: Communicate effectively



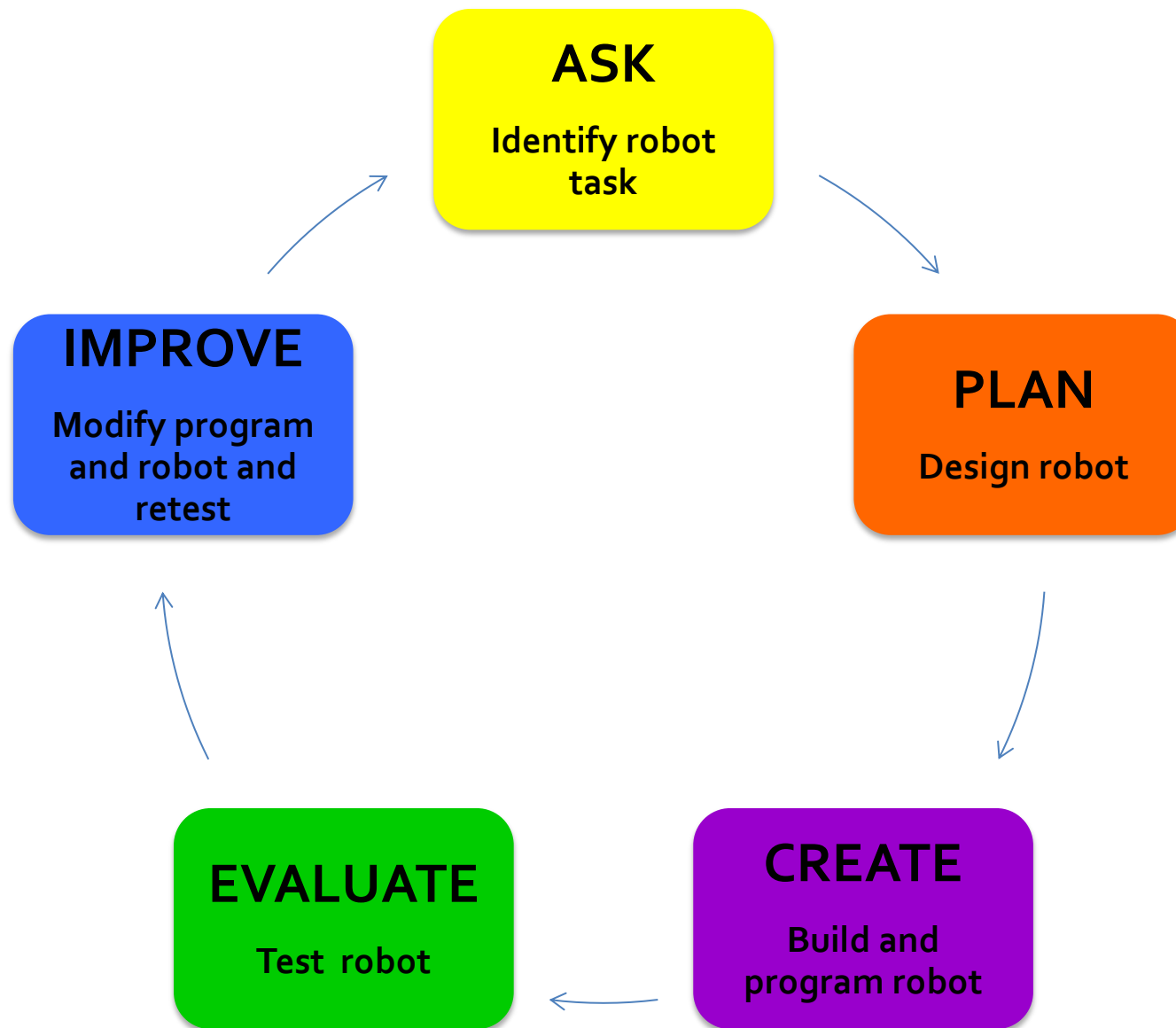
Date: \_\_\_\_\_ Challenge: \_\_\_\_\_

**Learning Intention:** to be able to use our words and body language to politely listen to others, and explain our ideas to others.

Success Criteria		 Needs improvement	 Fairly good	 Good	 Great	 Fantastic	Comment  <i>How did I demonstrate this? What do I need to keep working on?</i>
1	I listen quietly and patiently when my team mates are talking.						
2	I come up with ideas and explain them to my team mates.						
3	When I am talking or listening to someone, I turn my body towards them and look at their face.						
4	I give helpful and friendly feedback. E.g. "That's a good idea, I didn't think of that! Maybe we could also..."						
5	I listen and stay calm when people give me feedback.						



## Robot Design Process








## Teamwork skill: Communicate effectively

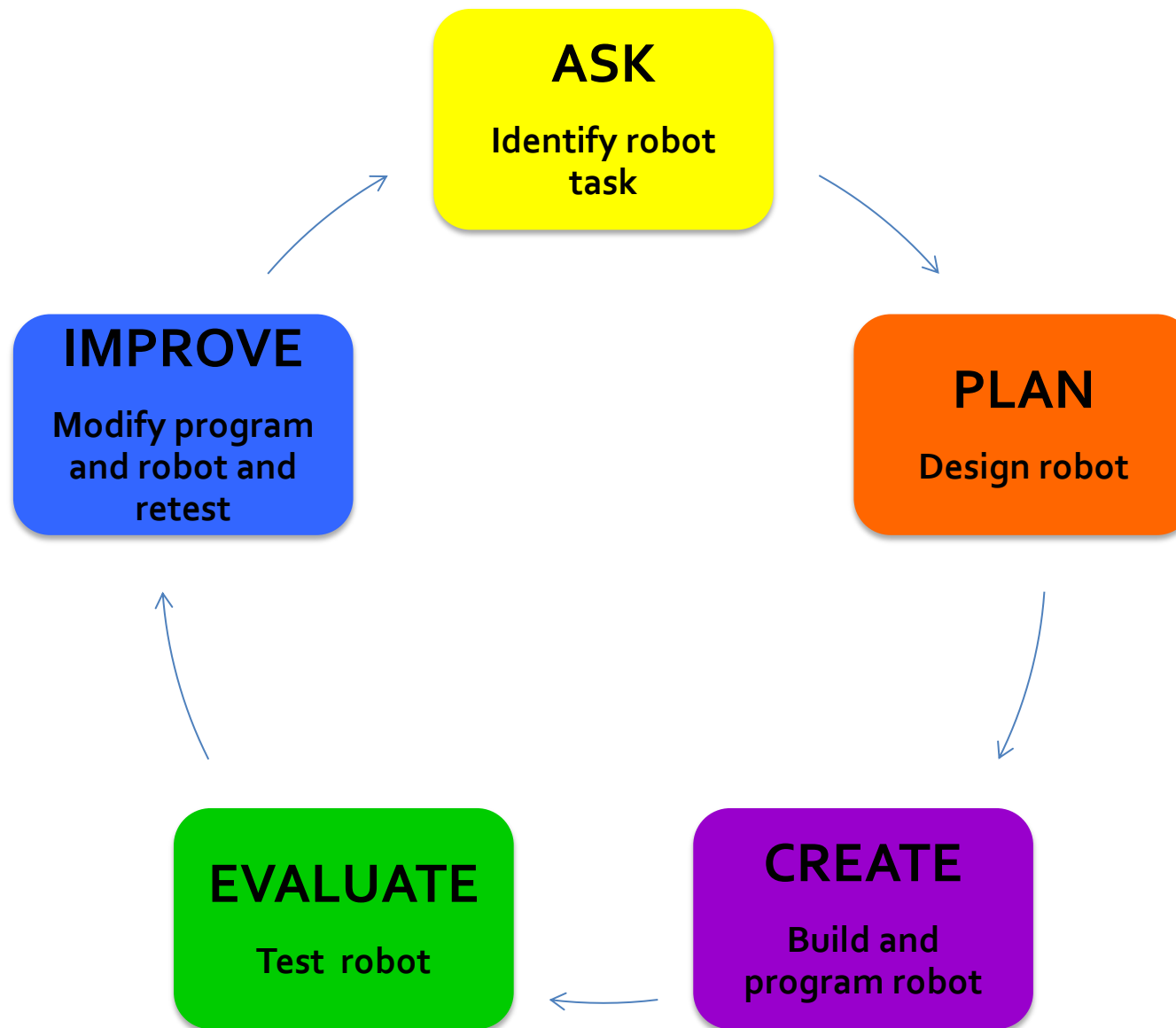


Date: \_\_\_\_\_ Challenge: \_\_\_\_\_


**Learning Intention:** to be able to use our words and body language to politely listen to others, and explain our ideas to others.

Success Criteria		 Needs improve- ment	 Fairly good	 Good	 Great	 Fantastic	Comment  <i>How did I demonstrate this? What do I need to keep working on?</i>
1	I listen quietly and patiently when my team mates are talking.						
2	I come up with ideas and explain them to my team mates.						
3	When I am talking or listening to someone, I turn my body towards them and look at their face.						
4	I give helpful and friendly feedback. E.g. <i>"That's a good idea, I didn't think of that! Maybe we could also..."</i>						
5	I listen and stay calm when people give me feedback.						

## Robot Design Process








## Teamwork skill: Work collaboratively

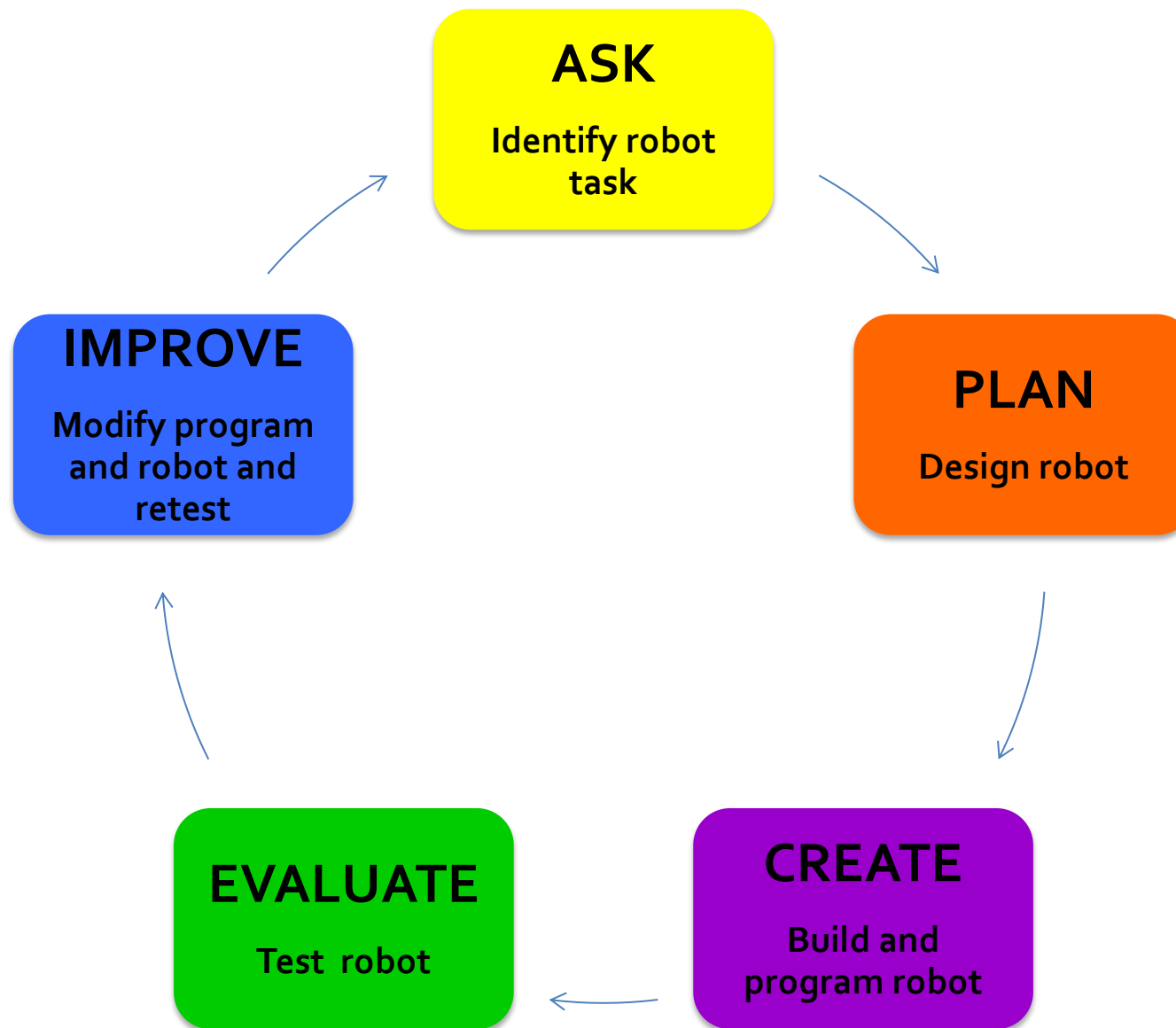


Date: \_\_\_\_\_ Challenge: \_\_\_\_\_


**Learning Intention:** to be able to work together as a team to achieve a goal.

Success Criteria		 Needs improvement	 Fairly good	 Good	 Great	 Fantastic	Comment  <i>How did I demonstrate this? What do I need to keep working on?</i>
1	<b>I have a role in my team, and my team mates know what my role is</b> (e.g. builder, programmer, finder, tester).						
2	<b>I swap roles with my team mates if they would like a turn.</b>						
3	<b>I ask my team mates, other students, and teachers for help when I need it.</b> E.g. <i>"I can't work this out, can you please help me?"</i>						
4	<b>I ask others if they would like help.</b> E.g. <i>"That part was tricky, would you like me to show you what I did?"</i>						
5	<b>I give compliments and encouragement to others.</b> E.g. <i>"That's an awesome idea!", "Never mind, we can try again."</i>						

## Robot Design Process








## Teamwork skill: Work collaboratively

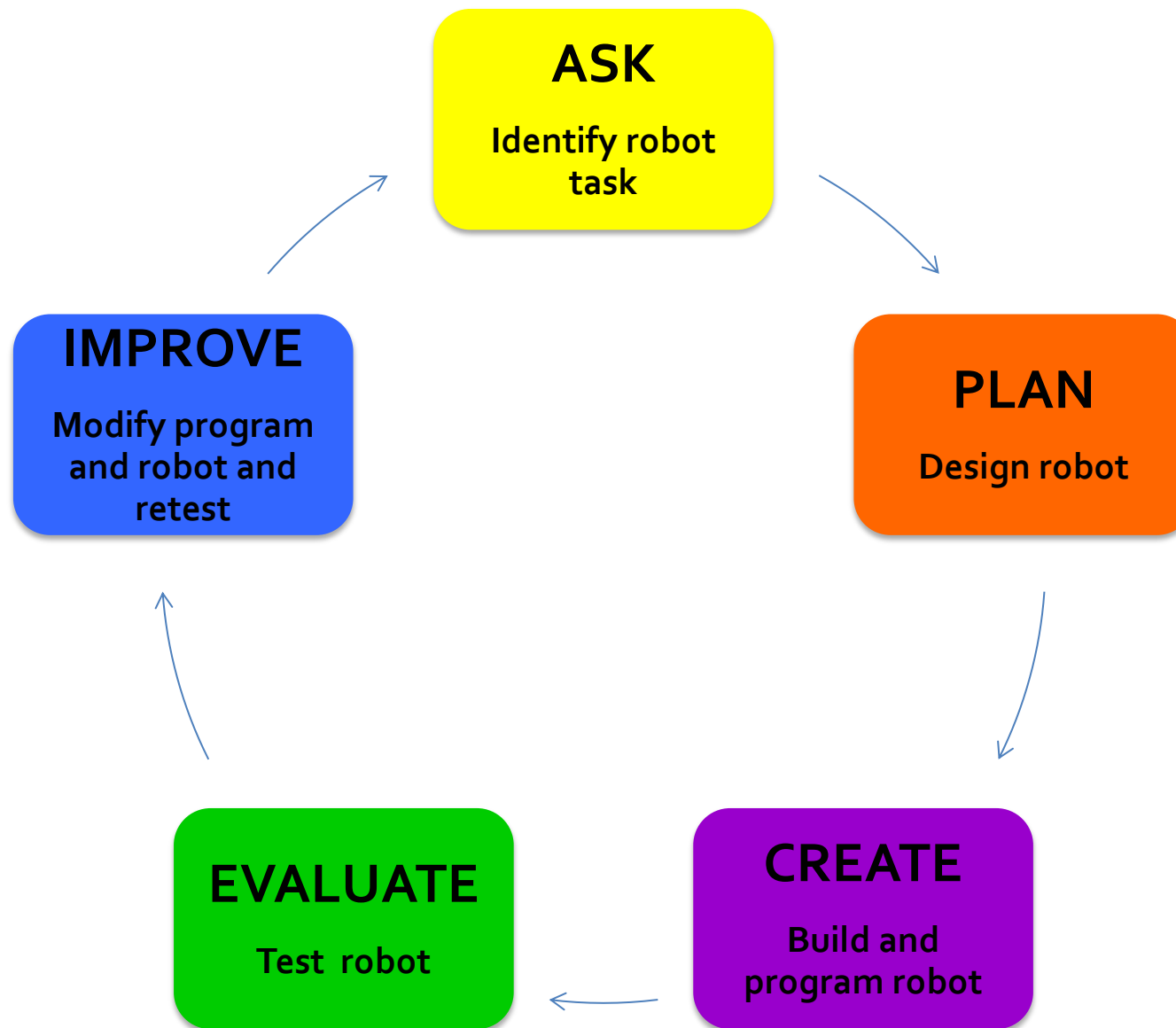


Date: \_\_\_\_\_ Challenge: \_\_\_\_\_


**Learning Intention:** to be able to work together as a team to achieve a goal.

Success Criteria		 Needs improvement	 Fairly good	 Good	 Great	 Fantastic	Comment  <i>How did I demonstrate this? What do I need to keep working on?</i>
1	<b>I have a role in my team, and my team mates know what my role is</b> (e.g. builder, programmer, finder, tester).						
2	<b>I swap roles with my team mates if they would like a turn.</b>						
3	<b>I ask my team mates, other students, and teachers for help when I need it.</b> E.g. <i>"I can't work this out, can you please help me?"</i>						
4	<b>I ask others if they would like help.</b> E.g. <i>"That part was tricky, would you like me to show you what I did?"</i>						
5	<b>I give compliments and encouragement to others.</b> E.g. <i>"That's an awesome idea!", "Never mind, we can try again."</i>						

## Robot Design Process








## Teamwork skill: Work collaboratively



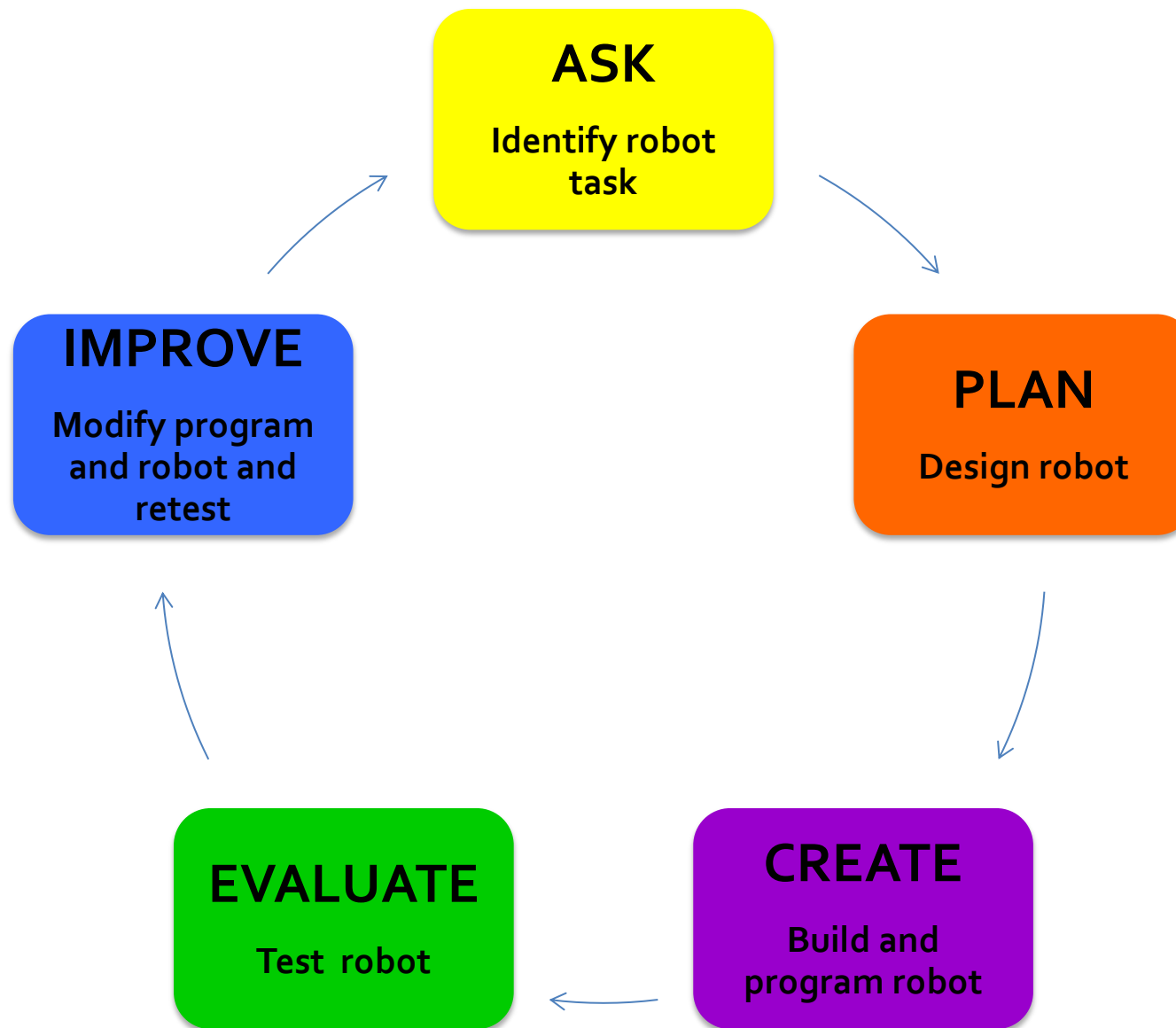
Date: \_\_\_\_\_ Challenge: \_\_\_\_\_

**Learning Intention:** to be able to work together as a team to achieve a goal.


Success Criteria		 Needs improvement	 Fairly good	 Good	 Great	 Fantastic	Comment  <i>How did I demonstrate this? What do I need to keep working on?</i>
1	<b>I have a role in my team, and my team mates know what my role is</b> (e.g. builder, programmer, finder, tester).						
2	<b>I swap roles with my team mates if they would like a turn.</b>						
3	<b>I ask my team mates, other students, and teachers for help when I need it.</b> E.g. <i>"I can't work this out, can you please help me?"</i>						
4	<b>I ask others if they would like help.</b> E.g. <i>"That part was tricky, would you like me to show you what I did?"</i>						
5	<b>I give compliments and encouragement to others.</b> E.g. <i>"That's an awesome idea!", "Never mind, we can try again."</i>						



## Robot Design Process








## Teamwork skill: Work collaboratively

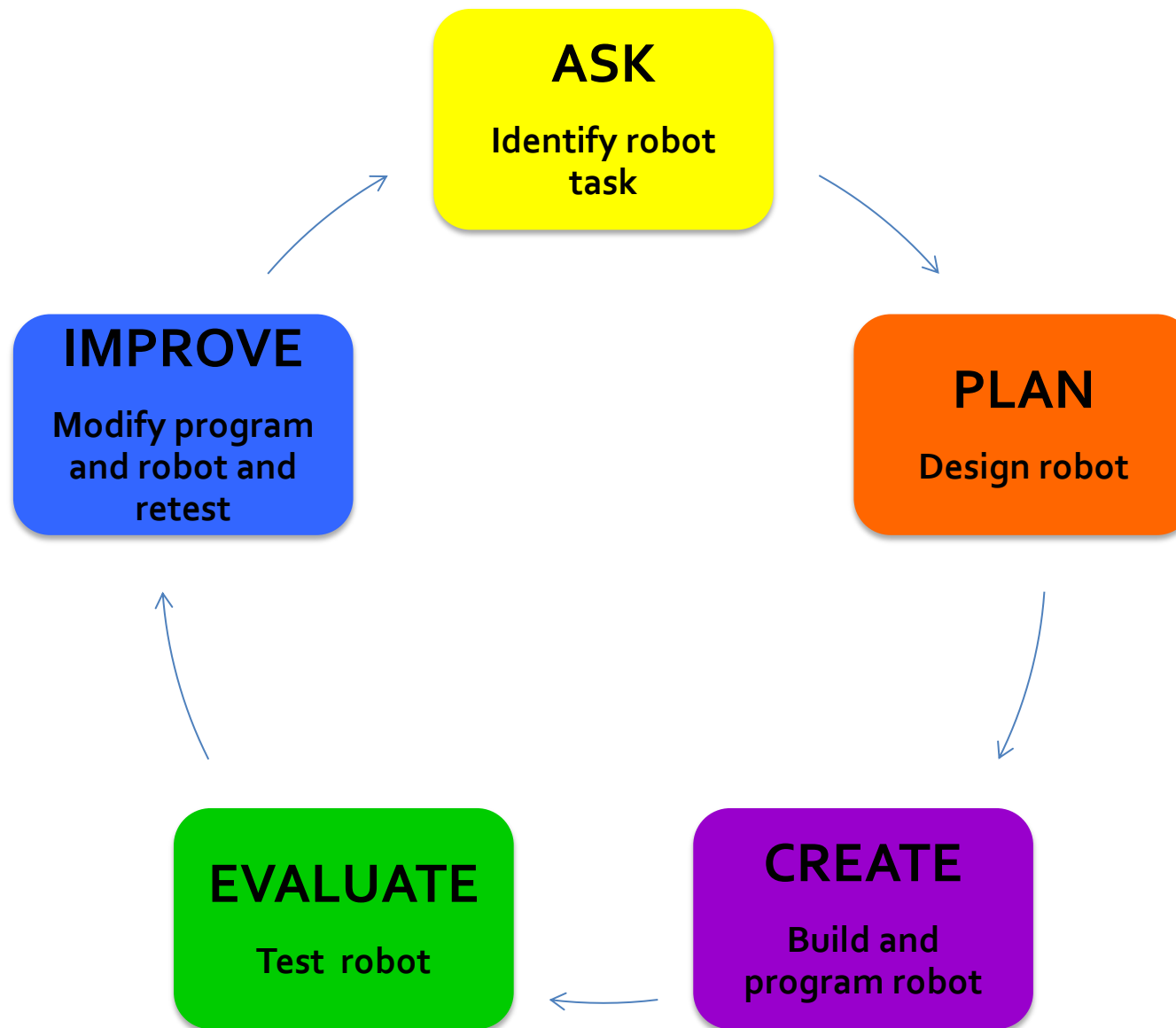


Date: \_\_\_\_\_ Challenge: \_\_\_\_\_


**Learning Intention:** to be able to work together as a team to achieve a goal.

Success Criteria		 Needs improvement	 Fairly good	 Good	 Great	 Fantastic	Comment  <i>How did I demonstrate this? What do I need to keep working on?</i>
1	<b>I have a role in my team, and my team mates know what my role is</b> (e.g. builder, programmer, finder, tester).						
2	<b>I swap roles with my team mates if they would like a turn.</b>						
3	<b>I ask my team mates, other students, and teachers for help when I need it.</b> E.g. <i>"I can't work this out, can you please help me?"</i>						
4	<b>I ask others if they would like help.</b> E.g. <i>"That part was tricky, would you like me to show you what I did?"</i>						
5	<b>I give compliments and encouragement to others.</b> E.g. <i>"That's an awesome idea!", "Never mind, we can try again."</i>						

## Robot Design Process








## Teamwork skill: Work collaboratively

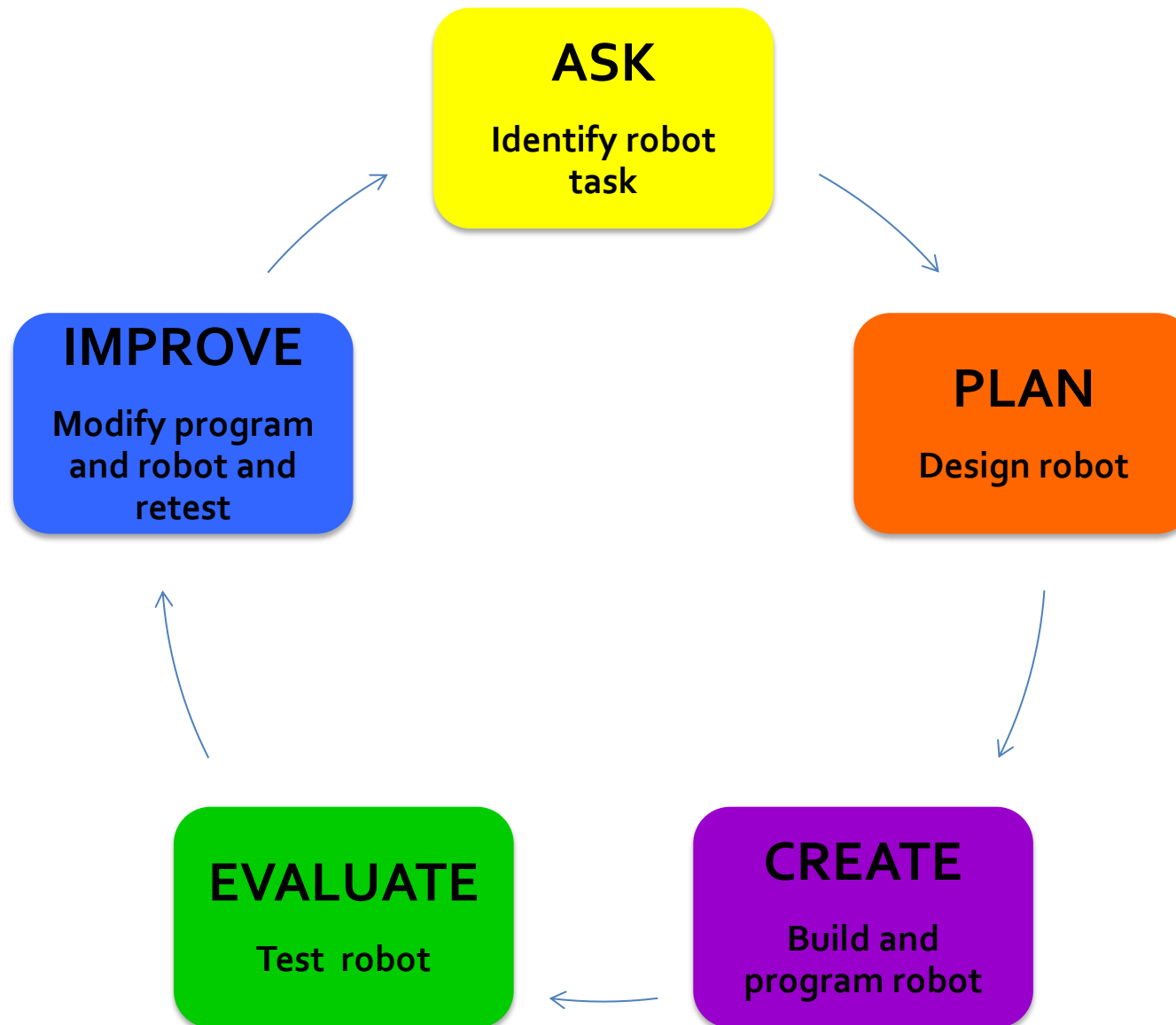


Date: \_\_\_\_\_ Challenge: \_\_\_\_\_

**Learning Intention:** to be able to work together as a team to achieve a goal.

Success Criteria		 Needs improvement	 Fairly good	 Good	 Great	 Fantastic	Comment  <i>How did I demonstrate this? What do I need to keep working on?</i>
1	<b>I have a role in my team, and my team mates know what my role is</b> (e.g. builder, programmer, finder, tester).						
2	<b>I swap roles with my team mates if they would like a turn.</b>						
3	<b>I ask my team mates, other students, and teachers for help when I need it.</b> E.g. <i>"I can't work this out, can you please help me?"</i>						
4	<b>I ask others if they would like help.</b> E.g. <i>"That part was tricky, would you like me to show you what I did?"</i>						
5	<b>I give compliments and encouragement to others.</b> E.g. <i>"That's an awesome idea!", "Never mind, we can try again."</i>						

## Robot Design Process








## Teamwork skill: Make decisions

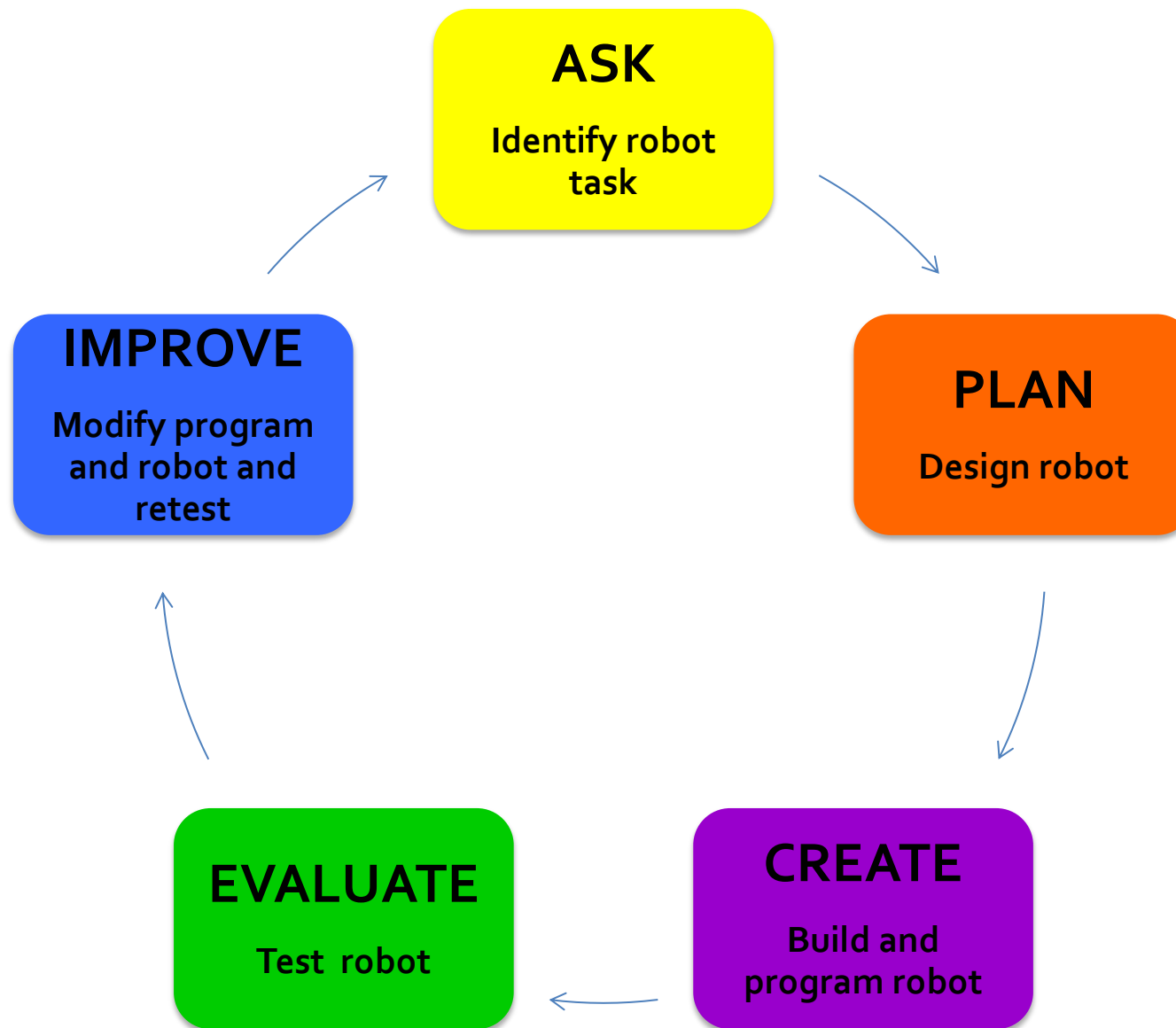


Date: \_\_\_\_\_ Challenge: \_\_\_\_\_

**Learning Intention:** to be able to make decisions as a group, in a way that is fair for all group members.

Success Criteria		 Needs improvement	 Fairly good	 Good	 Great	 Fantastic	Comment  <i>How did I demonstrate this? What do I need to keep working on?</i>
1	I come up with and share ideas about how to solve the challenge.						
2	I listen to and think about each of my team mates' ideas.						
3	I talk about the strong points and not-so-strong points of different ideas with my team.						
4	I ask my team mates if they agree before making a decision. E.g. <i>"Maybe we could try it this way, what do you think?"</i>						
5	I take turns at making decisions with my team mates.						

## Robot Design Process








## Teamwork skill: Make decisions



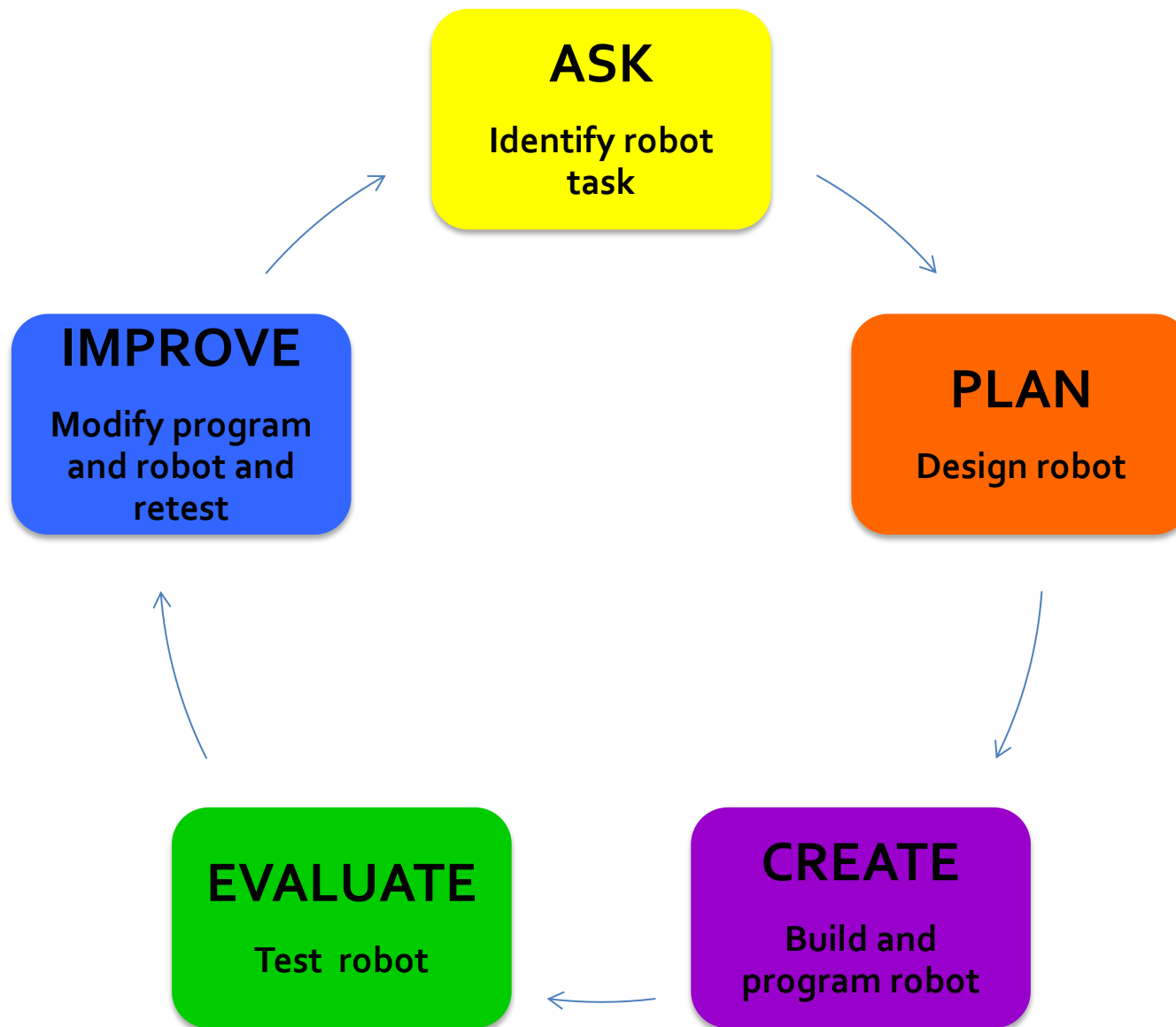
Date: \_\_\_\_\_ Challenge: \_\_\_\_\_

**Learning Intention:** to be able to make decisions as a group, in a way that is fair for all group members.

Success Criteria		 Needs improvement	 Fairly good	 Good	 Great	 Fantastic	Comment  <i>How did I demonstrate this? What do I need to keep working on?</i>
1	I come up with and share ideas about how to solve the challenge.						
2	I listen to and think about each of my team mates' ideas.						
3	I talk about the strong points and not-so-strong points of different ideas with my team.						
4	I ask my team mates if they agree before making a decision. E.g. "Maybe we could try it this way, what do you think?"						
5	I take turns at making decisions with my team mates.						



## Robot Design Process








## Teamwork skill: Make decisions

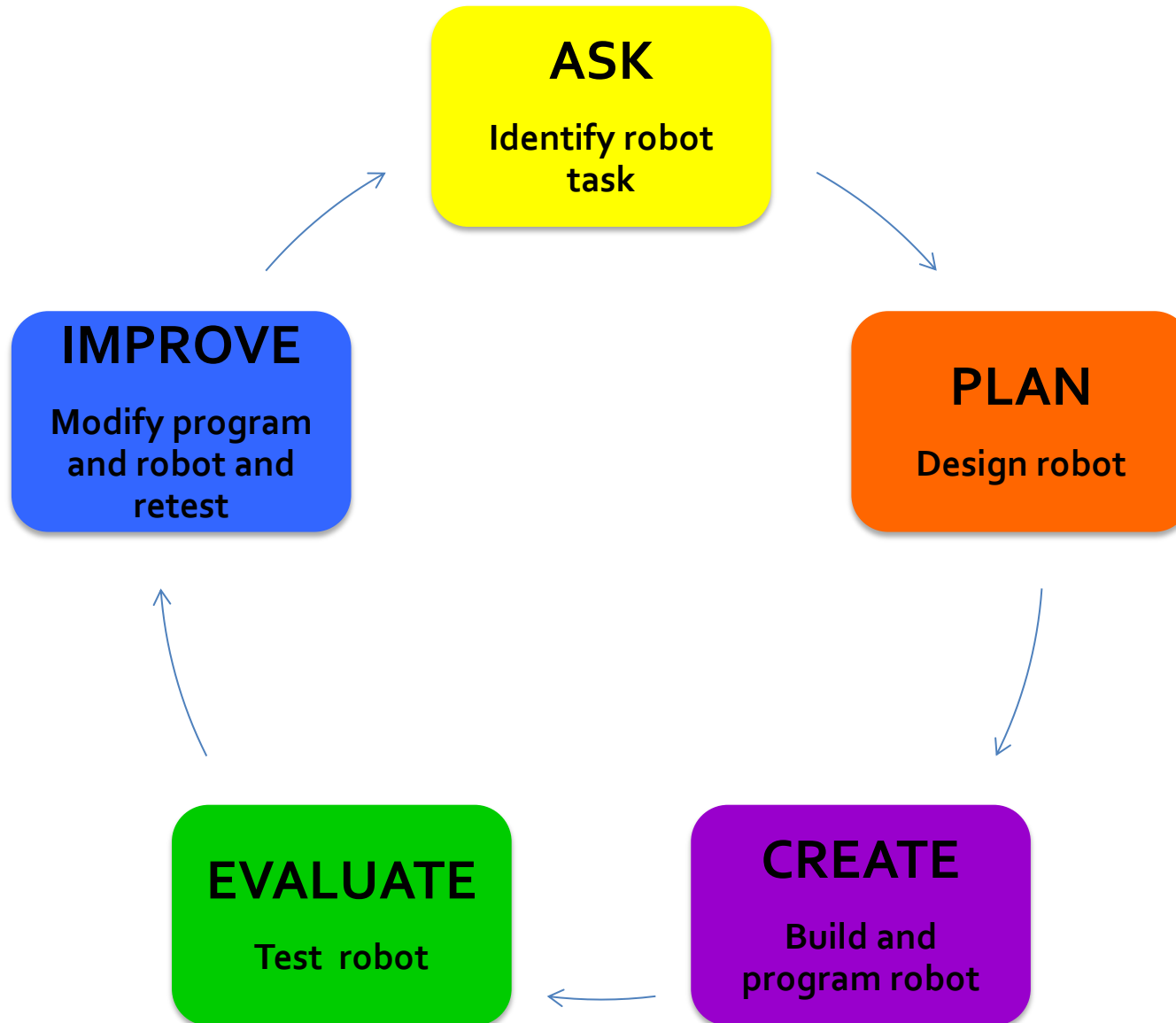


Date: \_\_\_\_\_ Challenge: \_\_\_\_\_

**Learning Intention:** to be able to make decisions as a group, in a way that is fair for all group members.

Success Criteria		 Needs improvement	 Fairly good	 Good	 Great	 Fantastic	Comment  <i>How did I demonstrate this? What do I need to keep working on?</i>
1	I come up with and share ideas about how to solve the challenge.						
2	I listen to and think about each of my team mates' ideas.						
3	I talk about the strong points and not-so-strong points of different ideas with my team.						
4	I ask my team mates if they agree before making a decision. E.g. "Maybe we could try it this way, what do you think?"						
5	I take turns at making decisions with my team mates.						

## Robot Design Process








## Teamwork skill: Make decisions

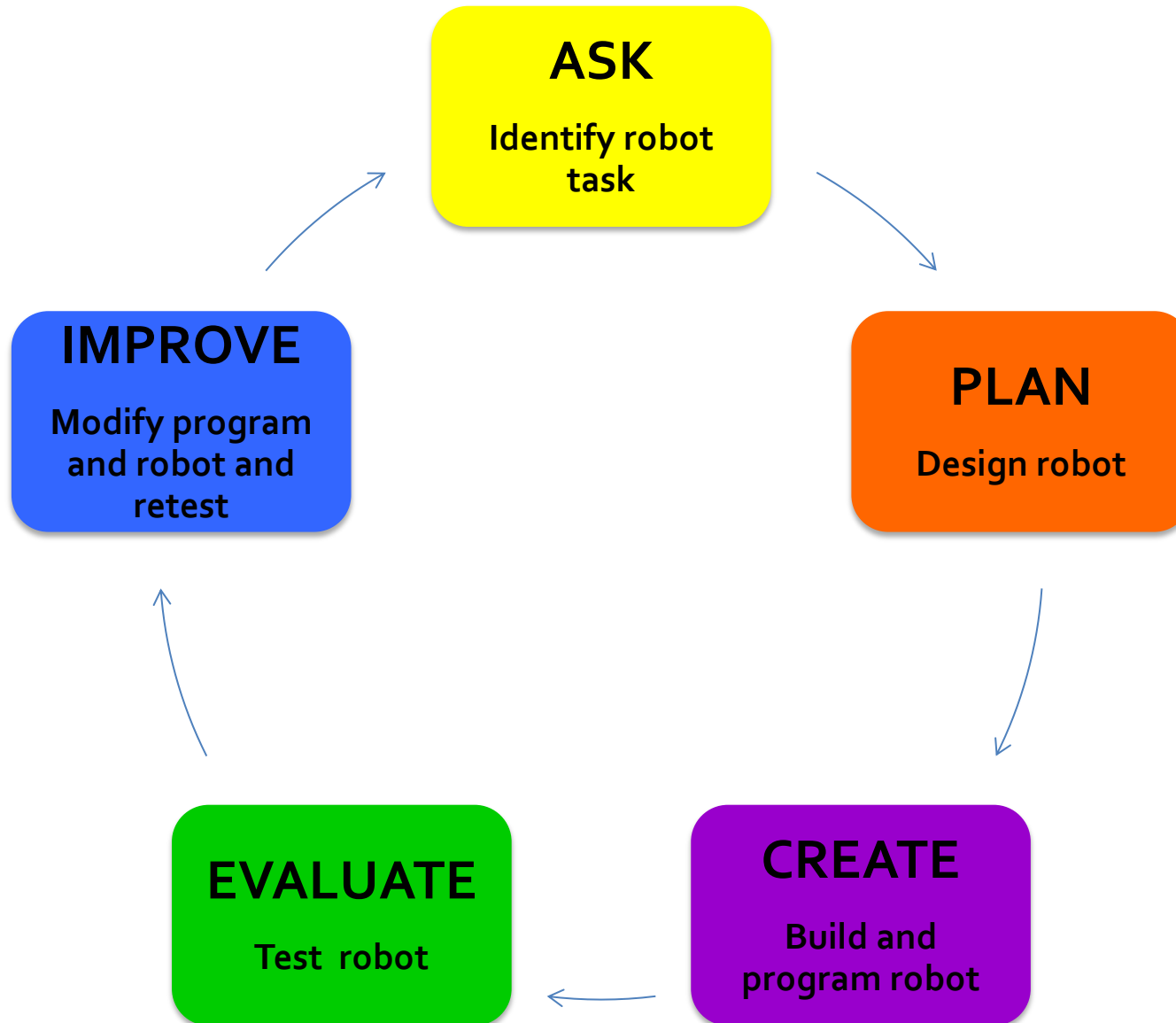


Date: \_\_\_\_\_ Challenge: \_\_\_\_\_

**Learning Intention:** to be able to make decisions as a group, in a way that is fair for all group members.

Success Criteria		 Needs improvement	 Fairly good	 Good	 Great	 Fantastic	Comment  <i>How did I demonstrate this? What do I need to keep working on?</i>
1	I come up with and share ideas about how to solve the challenge.						
2	I listen to and think about each of my team mates' ideas.						
3	I talk about the strong points and not-so-strong points of different ideas with my team.						
4	I ask my team mates if they agree before making a decision. E.g. "Maybe we could try it this way, what do you think?"						
5	I take turns at making decisions with my team mates.						

## Robot Design Process








## Teamwork skill: Negotiate and resolve conflict

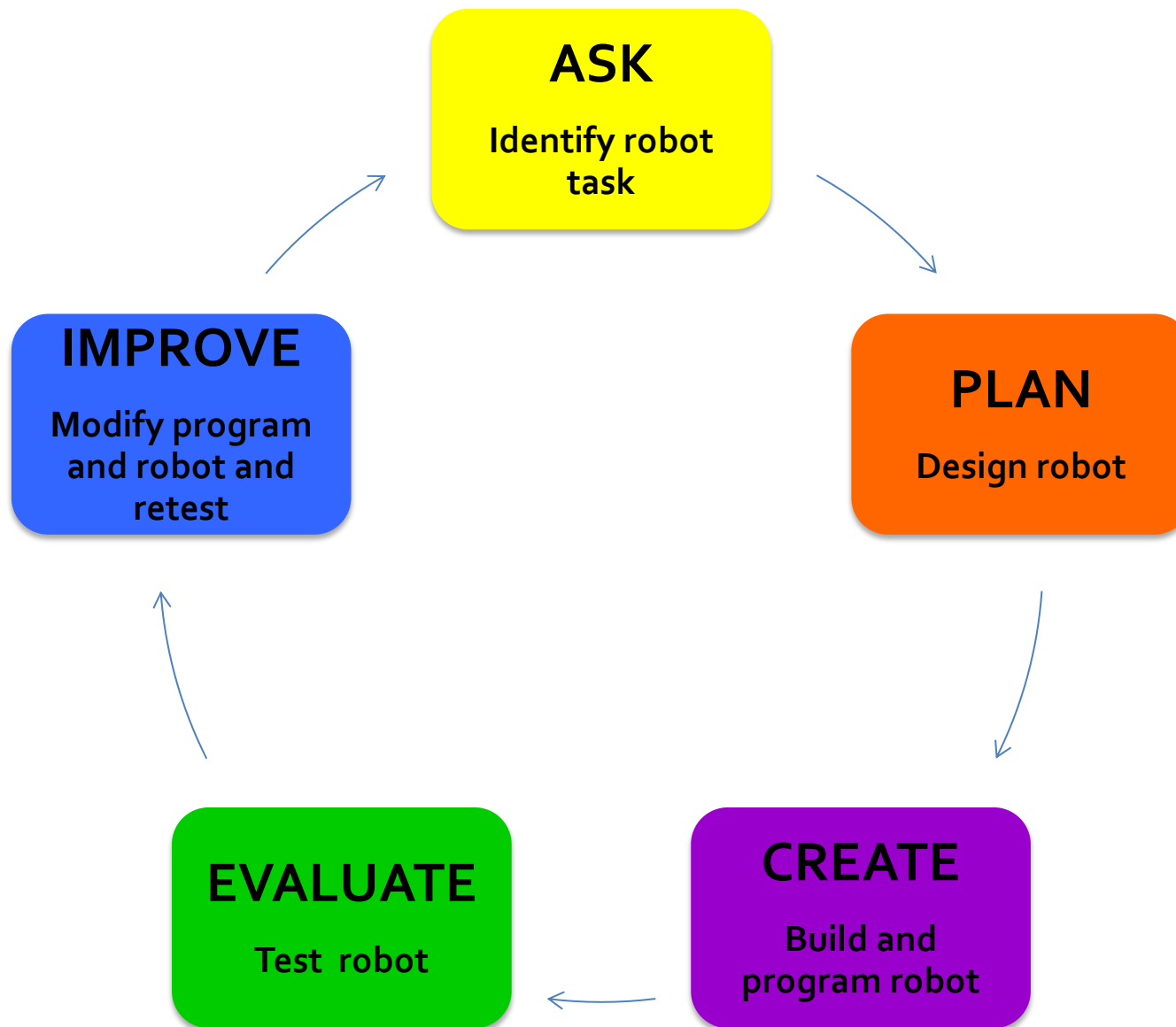


Date: \_\_\_\_\_ Challenge: \_\_\_\_\_

**Learning Intention:** to be able to listen, make compromises, and reach a solution when there is a disagreement.

Success Criteria		 Needs improvement	 Fairly good	 Good	 Great	 Fantastic	Comment  <i>How did I demonstrate this? What do I need to keep working on?</i>
1	I listen quietly and patiently to my team mates' ideas and feelings, even when I disagree.						
2	I stay calm and tell my team mates how I am feeling, when we disagree. E.g. "I feel annoyed when you do all the building, because I'd like to try my ideas too."						
3	I suggest ways to solve disagreements. E.g. "If you build onto the front of the robot, maybe I can build onto the sides, so we can use both our ideas."						
4	I change what I am doing to help reach a solution, even if it isn't what I want to do.						
5	I say sorry if I do or say something that upsets someone.						

## Robot Design Process








## Teamwork skill: Negotiate and resolve conflict



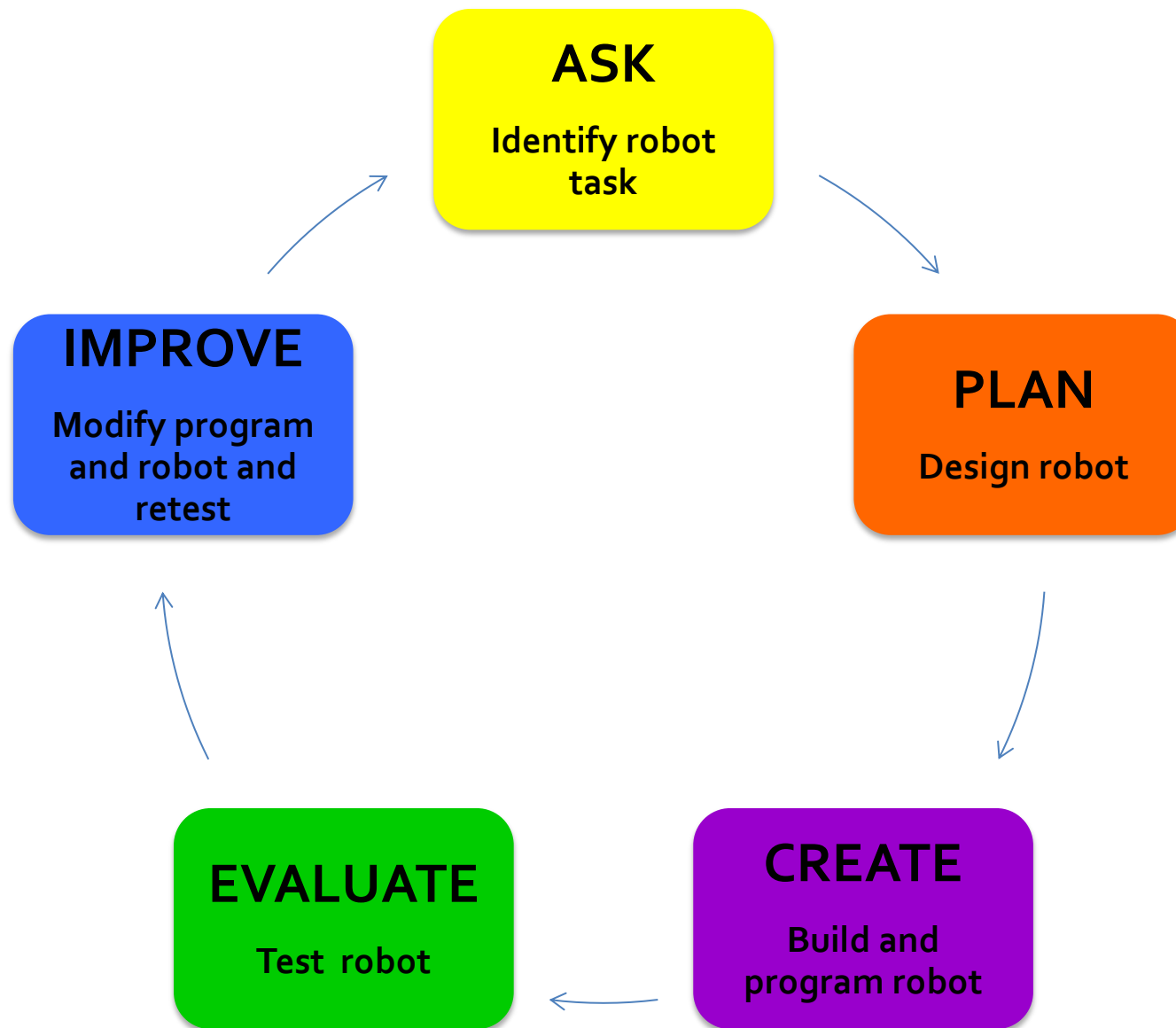
Date: \_\_\_\_\_ Challenge: \_\_\_\_\_

**Learning Intention:** to be able to listen, make compromises, and reach a solution when there is a disagreement.

Success Criteria		 Needs improvement	 Fairly good	 Good	 Great	 Fantastic	Comment  <i>How did I demonstrate this? What do I need to keep working on?</i>
1	I listen quietly and patiently to my team mates' ideas and feelings, even when I disagree.						
2	I stay calm and tell my team mates how I am feeling, when we disagree. E.g. "I feel annoyed when you do all the building, because I'd like to try my ideas too."						
3	I suggest ways to solve disagreements. E.g. "If you build onto the front of the robot, maybe I can build onto the sides, so we can use both our ideas."						
4	I change what I am doing to help reach a solution, even if it isn't what I want to do.						
5	I say sorry if I do or say something that upsets someone.						



## Robot Design Process








## Teamwork skill: Negotiate and resolve conflict

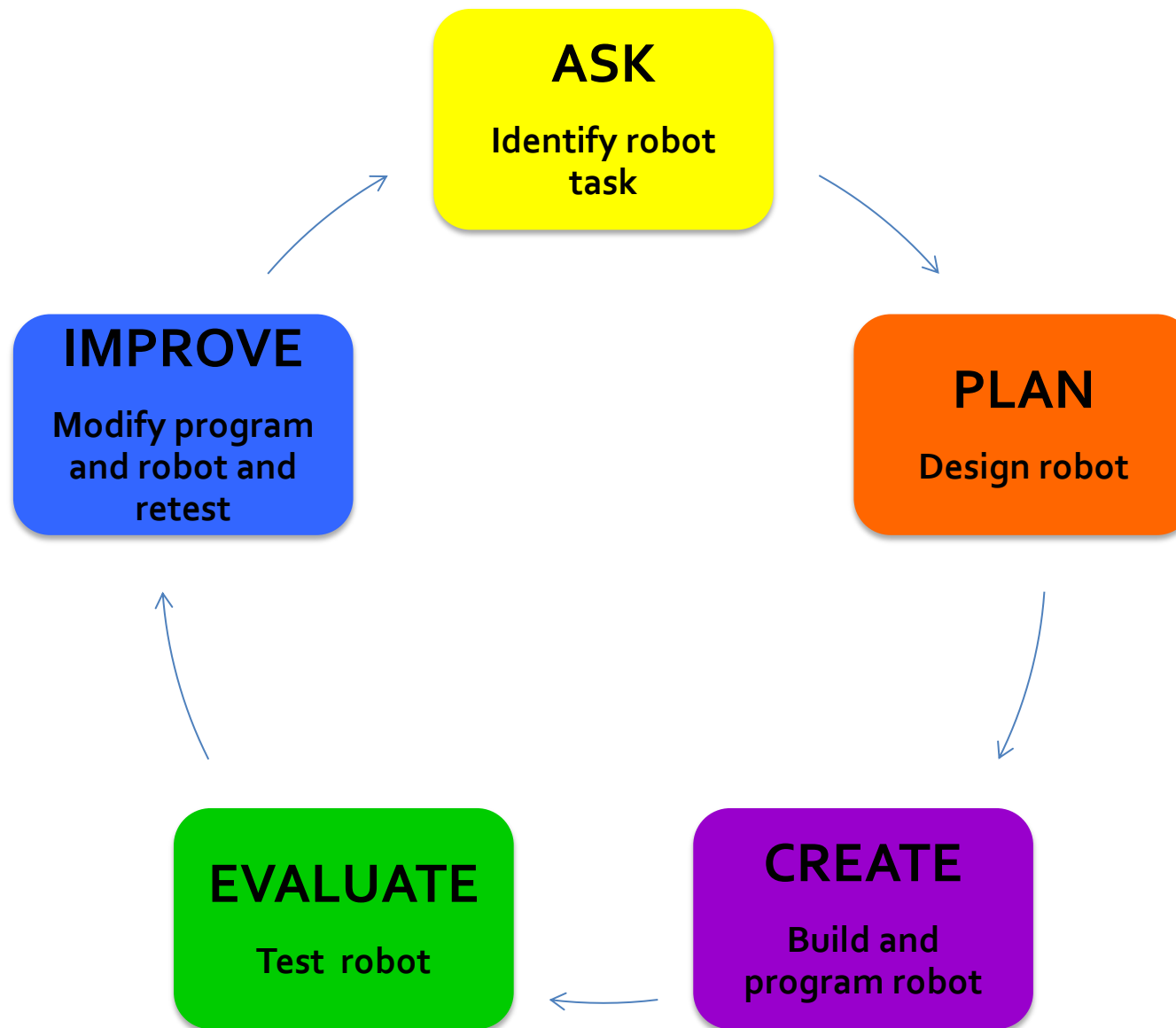


Date: \_\_\_\_\_ Challenge: \_\_\_\_\_

**Learning Intention:** to be able to listen, make compromises, and reach a solution when there is a disagreement.

Success Criteria		 Needs improvement	 Fairly good	 Good	 Great	 Fantastic	Comment  <i>How did I demonstrate this? What do I need to keep working on?</i>
1	I listen quietly and patiently to my team mates' ideas and feelings, even when I disagree.						
2	I stay calm and tell my team mates how I am feeling, when we disagree. E.g. "I feel annoyed when you do all the building, because I'd like to try my ideas too."						
3	I suggest ways to solve disagreements. E.g. "If you build onto the front of the robot, maybe I can build onto the sides, so we can use both our ideas."						
4	I change what I am doing to help reach a solution, even if it isn't what I want to do.						
5	I say sorry if I do or say something that upsets someone.						

## Robot Design Process








## Teamwork skill: Negotiate and resolve conflict

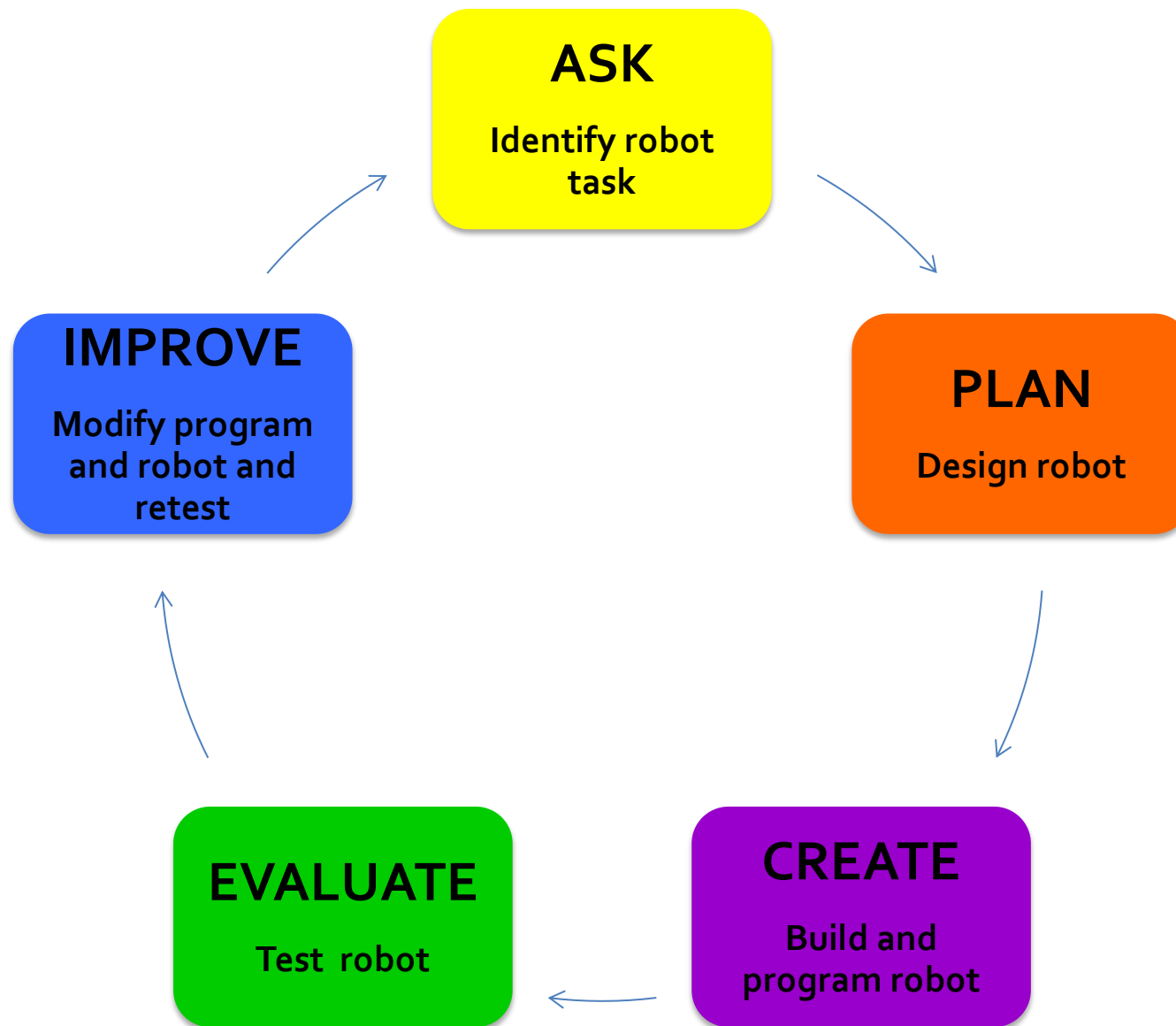


Date: \_\_\_\_\_ Challenge: \_\_\_\_\_

**Learning Intention:** to be able to listen, make compromises, and reach a solution when there is a disagreement.

Success Criteria		 Needs improvement	 Fairly good	 Good	 Great	 Fantastic	Comment  <i>How did I demonstrate this? What do I need to keep working on?</i>
1	I listen quietly and patiently to my team mates' ideas and feelings, even when I disagree.						
2	I stay calm and tell my team mates how I am feeling, when we disagree. E.g. "I feel annoyed when you do all the building, because I'd like to try my ideas too."						
3	I suggest ways to solve disagreements. E.g. "If you build onto the front of the robot, maybe I can build onto the sides, so we can use both our ideas."						
4	I change what I am doing to help reach a solution, even if it isn't what I want to do.						
5	I say sorry if I do or say something that upsets someone.						

## Robot Design Process








## Teamwork skill: Develop leadership skills

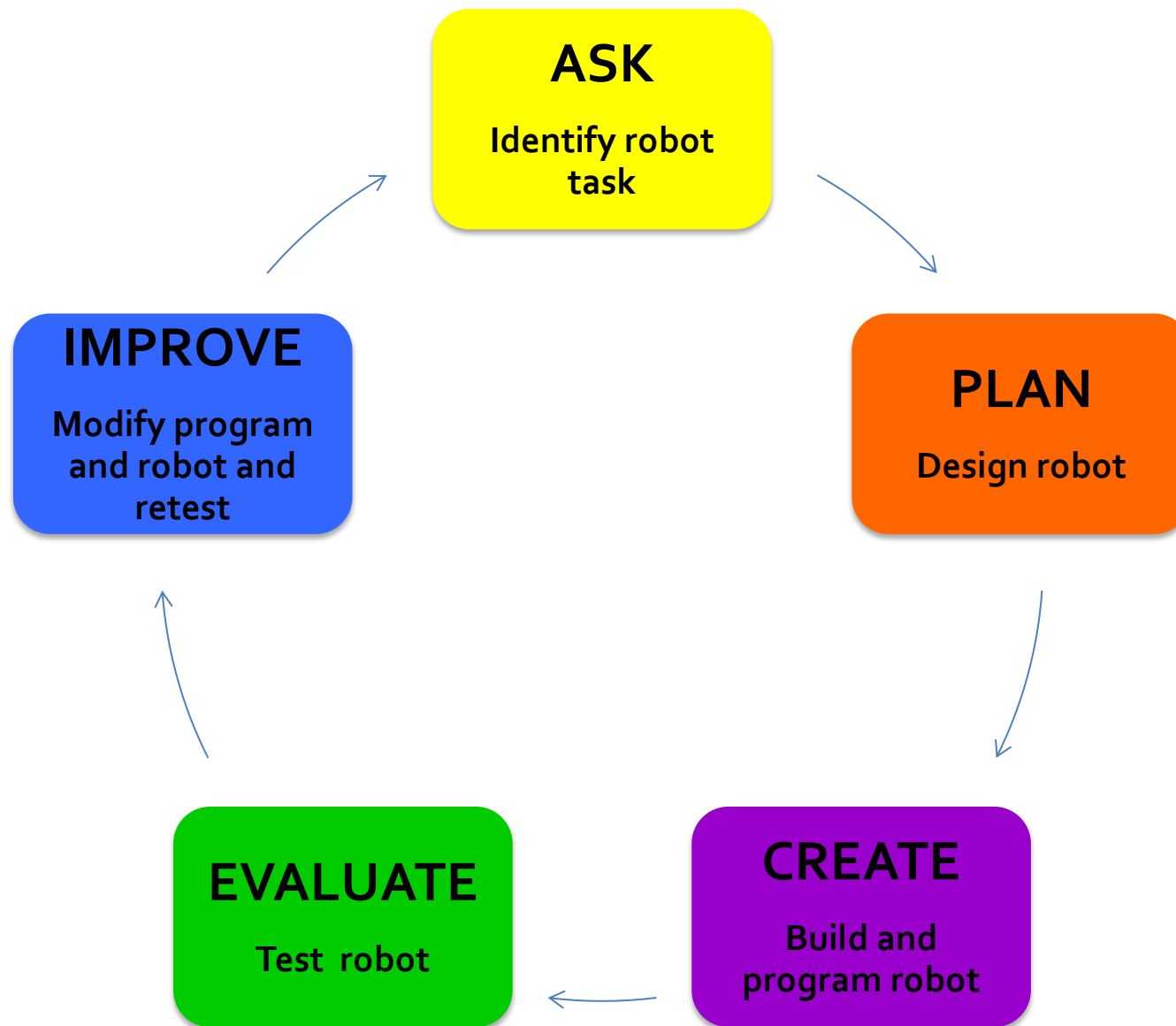


Date: \_\_\_\_\_ Challenge: \_\_\_\_\_

**Learning Intention:** to be able to teach other members of the school community, by planning and carrying out a project.

Success Criteria		 Needs improve- ment	 Fairly good	 Good	 Great	 Fantastic	Comment  <i>How did I demonstrate this? What do I need to keep working on?</i>
1	I come up with and share ideas with my team to plan a new challenge activity or robot creation.						
2	I suggest solutions to problems, and ask if everyone agrees.						
3	I help new people learn by clearly explaining the goal of the challenge, or how our robot works.						
4	I encourage and help others to learn and try new things. E.g. "Have you tried this before? That's okay, I can show you... Now you have a go!"						
5	I give compliments and congratulate others when they do things well. E.g. "Wow, well done making it move like that! You learned that really quickly."						

## Robot Design Process








## Teamwork skill: Develop leadership skills



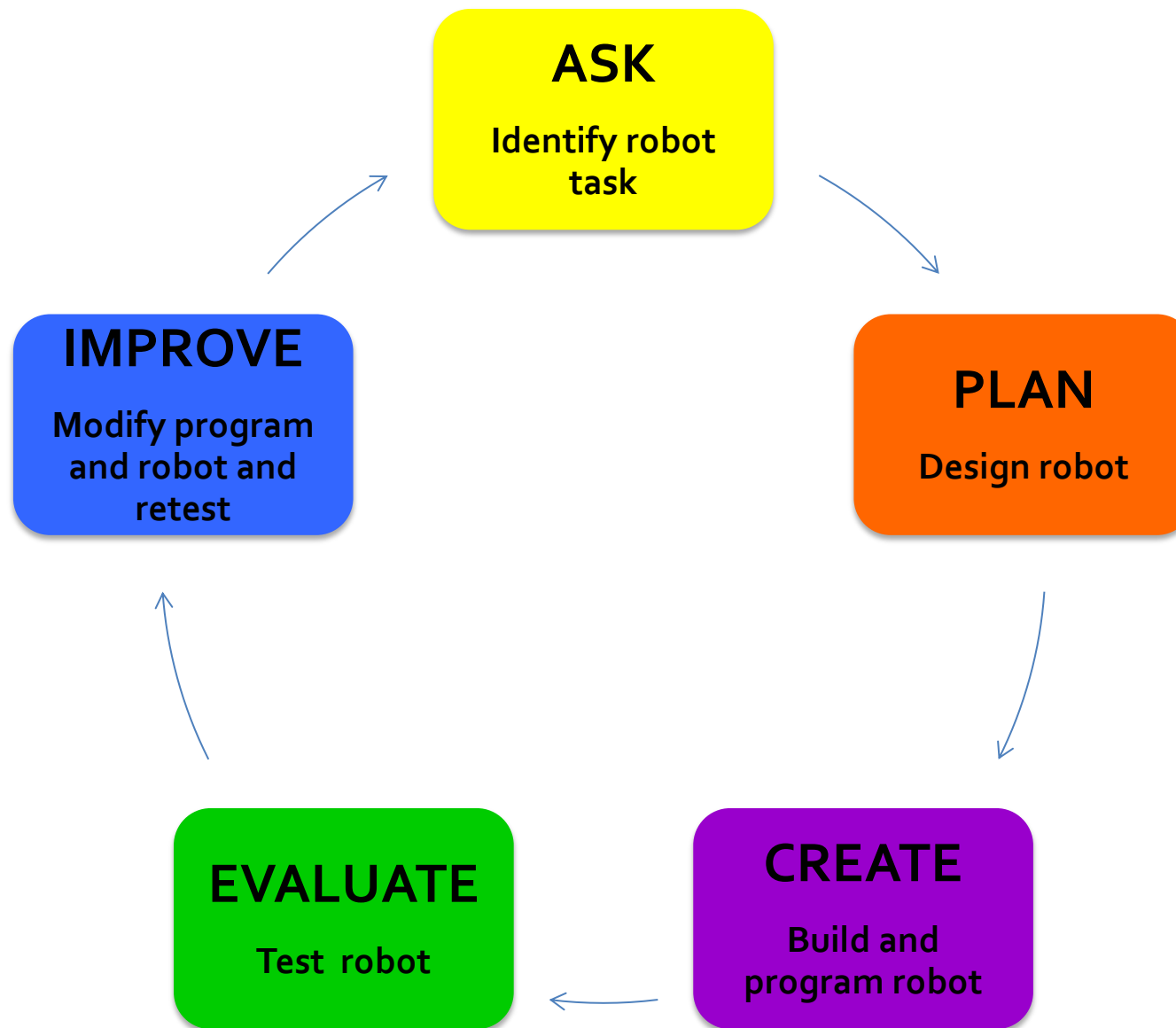
Date: \_\_\_\_\_ Challenge: \_\_\_\_\_

**Learning Intention:** to be able to teach other members of the school community, by planning and carrying out a project.

Success Criteria		 Needs improvement	 Fairly good	 Good	 Great	 Fantastic	Comment <i>How did I demonstrate this? What do I need to keep working on?</i>
1	I come up with and share ideas with my team to plan a new challenge activity or robot creation.						
2	I suggest solutions to problems, and ask if everyone agrees.						
3	I help new people learn by clearly explaining the goal of the challenge, or how our robot works.						
4	I encourage and help others to learn and try new things. E.g. "Have you tried this before? That's okay, I can show you... Now you have a go!"						
5	I give compliments and congratulate others when they do things well. E.g. "Wow, well done making it move like that! You learned that really quickly."						



## Robot Design Process








## Teamwork skill: Develop leadership skills

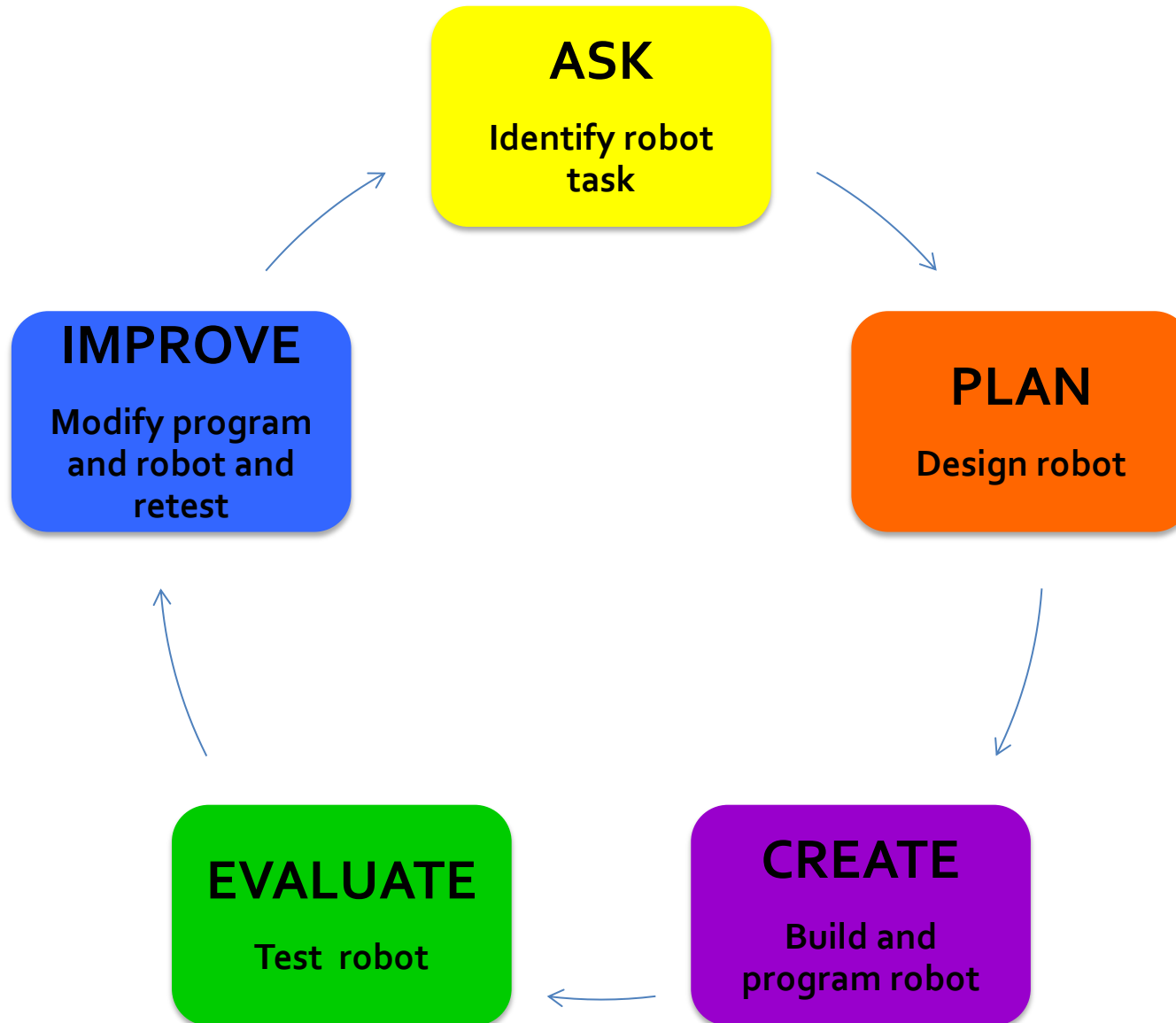


Date: \_\_\_\_\_ Challenge: \_\_\_\_\_

**Learning Intention:** to be able to teach other members of the school community, by planning and carrying out a project.

Success Criteria		 Needs improve- ment	 Fairly good	 Good	 Great	 Fantastic	Comment  <i>How did I demonstrate this? What do I need to keep working on?</i>
1	I come up with and share ideas with my team to plan a new challenge activity or robot creation.						
2	I suggest solutions to problems, and ask if everyone agrees.						
3	I help new people learn by clearly explaining the goal of the challenge, or how our robot works.						
4	I encourage and help others to learn and try new things. E.g. "Have you tried this before? That's okay, I can show you... Now you have a go!"						
5	I give compliments and congratulate others when they do things well. E.g. "Wow, well done making it move like that! You learned that really quickly."						

## Robot Design Process








## Teamwork skill: Develop leadership skills



Date: \_\_\_\_\_ Challenge: \_\_\_\_\_

**Learning Intention:** to be able to teach other members of the school community, by planning and carrying out a project.

Success Criteria		 Needs improve- ment	 Fairly good	 Good	 Great	 Fantastic	Comment  <i>How did I demonstrate this? What do I need to keep working on?</i>
1	I come up with and share ideas with my team to plan a new challenge activity or robot creation.						
2	I suggest solutions to problems, and ask if everyone agrees.						
3	I help new people learn by clearly explaining the goal of the challenge, or how our robot works.						
4	I encourage and help others to learn and try new things. E.g. "Have you tried this before? That's okay, I can show you... Now you have a go!"						
5	I give compliments and congratulate others when they do things well. E.g. "Wow, well done making it move like that! You learned that really quickly."						

## Robot Design Process

