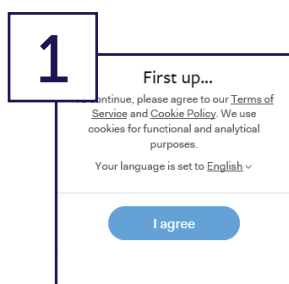
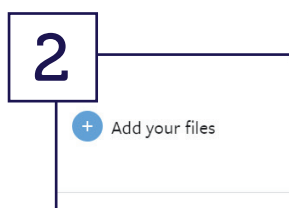


Digital Art Celebration

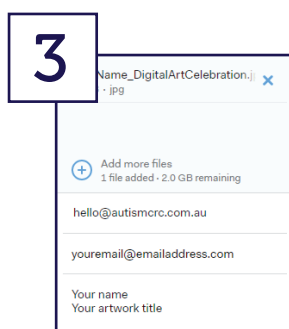
How to upload your artwork



Go to www.wetransfer.com. If you are presented with the two options of WeTransfer Free and WeTransfer Plus, choose **WeTransfer Free**. You may also be asked to whether you agree with the Terms of Service and Cookie Policy. If so, once you've read the policies, please click **I agree**.

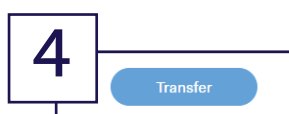


Click **Add your files**, select your artwork file and click **Open** or double click to add it to the WeTransfer screen. If you can see the file name at the top of the WeTransfer form, your file has successfully attached.



- In the **Email to** area, type hello@autismcrc.com.au.
- In the **Your email** area type in your email address.
- In the **Message** area please type your full name and the title of your piece of artwork.

This information should be the same as the information you provided in the online application form.



Check all the information on the WeTransfer form is correct, then click **Transfer**. You will receive an onscreen confirmation message once the process has completed. You will also receive a confirmation email.